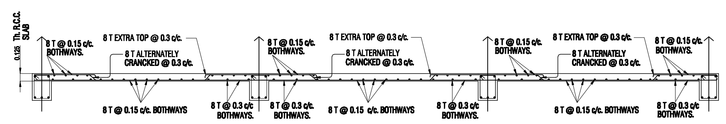

TYPICAL DETAILS OF R.C.C. SLAB

SCALE = 4 : 1

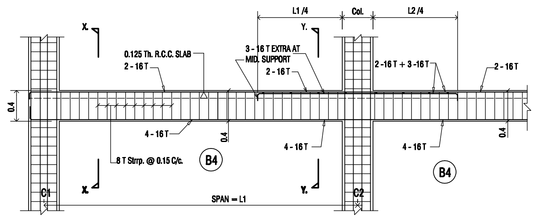

TYPICAL DETAILS OF R.C.C. BEAM

SCALE = 2 : 1

BLOCK - 01

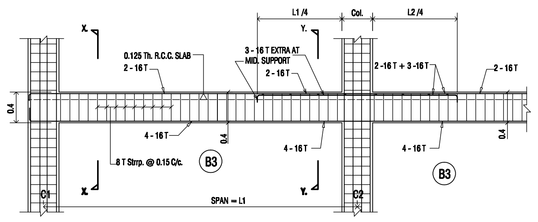

TYPICAL DETAILS OF R.C.C. BEAM

SCALE = 2 : 1

BLOCK - 02

SCHEDULE OF R.C.C. BEAM :- BLOCK - 02							
BEAM MKD.	SIZE (B x D) in M.	REINFORCEMENT					
		SPAN			SUPPORT		
		TOP	BOTTOM	STIRRUPS	TOP	BOTTOM	STIRRUPS
B1	0.25 x 0.35	2 - 12T	2 - 12T + 1 - 16T	8T @ 0.15 C/c.	2 - 12T	2 - 12T + 1 - 16T	8T @ 0.15 C/c.
B2	0.25 x 0.35	3 - 12T	3 - 16T	8T @ 0.15 C/c.	3 - 12T	3 - 16T	8T @ 0.15 C/c.
B3	0.25 x 0.4	2 - 16T	4 - 16T	8T @ 0.15 C/c.	2 - 16T + 3 - 16T	4 - 16T	8T @ 0.15 C/c.
B4	0.25 x 0.4	2 - 16T	6 - 16T	8T @ 0.15 C/c.	2 - 16T + 4 - 16T	6 - 16T	8T @ 0.15 C/c.
TB	0.25 x 0.4	3 - 16T	3 - 16T	8T @ 0.15 C/c.	3 - 16T	3 - 16T	8T @ 0.15 C/c.
B2A	0.25 x 0.4	3 - 16T	3 - 16T	8T @ 0.15 C/c.	3 - 16T	3 - 16T	8T @ 0.15 C/c.
B2B	0.25 x 0.4	5 - 16T	3 - 16T	8T @ 0.15 C/c.	5 - 16T	3 - 16T	8T @ 0.15 C/c.

NOTE : TOP LEVEL OF TIE BEAM (TB) AND PILE CAP ARE SAME

SCHEDULE OF R.C.C. BEAM :- BLOCK - 01							
BEAM MKD.	SIZE (B x D) in M.	REINFORCEMENT					
		SPAN			SUPPORT		
		TOP	BOTTOM	STIRRUPS	TOP	BOTTOM	STIRRUPS
B1	0.25 x 0.35	2 - 12T	2 - 12T + 1 - 16T	8T @ 0.15 C/c.	2 - 12T	2 - 12T + 1 - 16T	8T @ 0.15 C/c.
B2	0.25 x 0.35	3 - 16T	3 - 16T	8T @ 0.15 C/c.	3 - 16T	3 - 16T	8T @ 0.15 C/c.
B3	0.25 x 0.40	3 - 16T	5 - 16T	8T @ 0.15 C/c.	3 - 16T	5 - 16T	8T @ 0.15 C/c.
B4	0.25 x 0.4	2 - 16T	4 - 16T	8T @ 0.15 C/c.	2 - 16T + 3 - 16T	4 - 16T	8T @ 0.15 C/c.
B5	0.25 x 0.4	2 - 16T	6 - 16T	8T @ 0.15 C/c.	2 - 16T + 4 - 16T	6 - 16T	8T @ 0.15 C/c.
B6	0.25 x 0.4	2 - 12T + 6 - 16T	3 - 16T	8T @ 0.125 C/c.	2 - 12T + 6 - 16T	3 - 16T	8T @ 0.125 C/c.
TB	0.25 x 0.4	3 - 16T	3 - 16T	8T @ 0.15 C/c.	3 - 16T	3 - 16T	8T @ 0.15 C/c.

NOTE : TOP LEVEL OF TIE BEAM (TB) AND PILE CAP ARE SAME

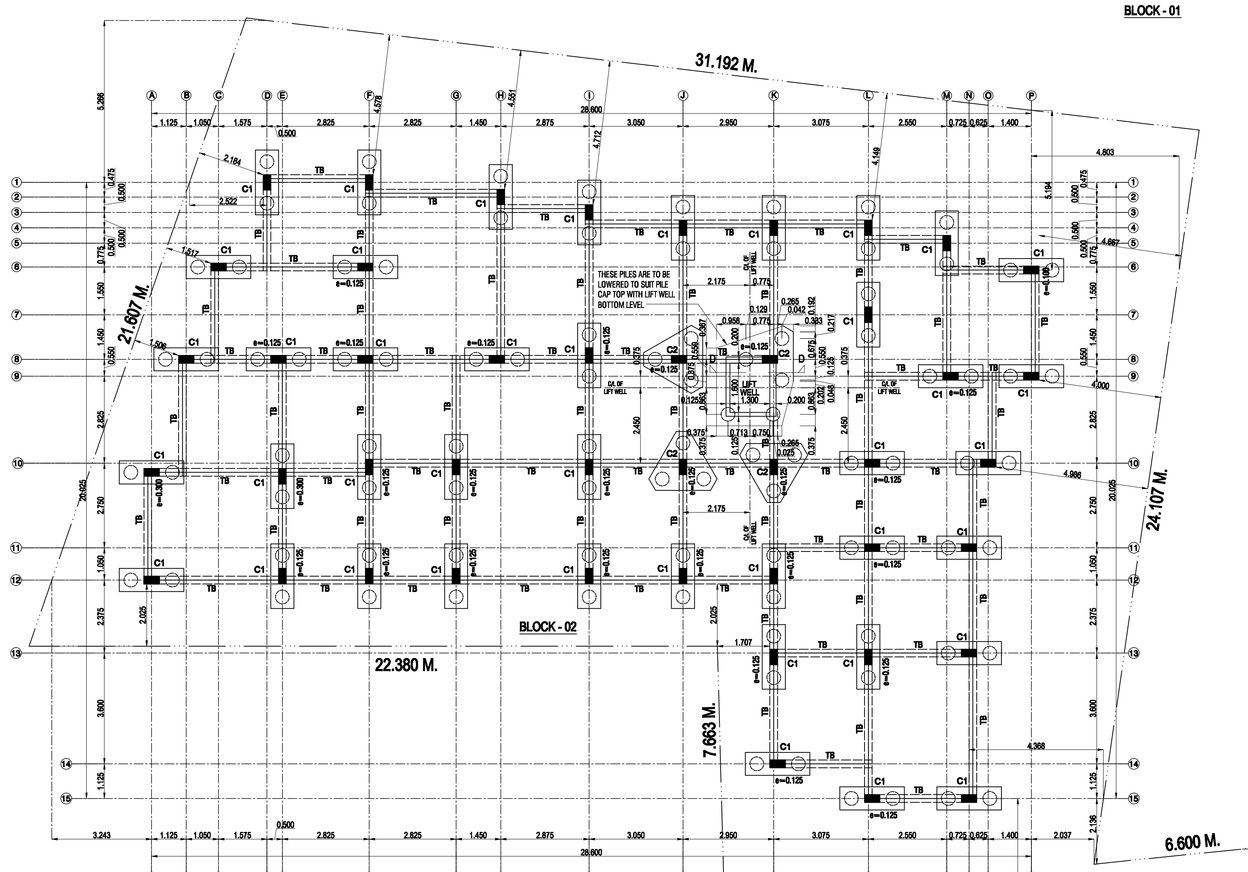

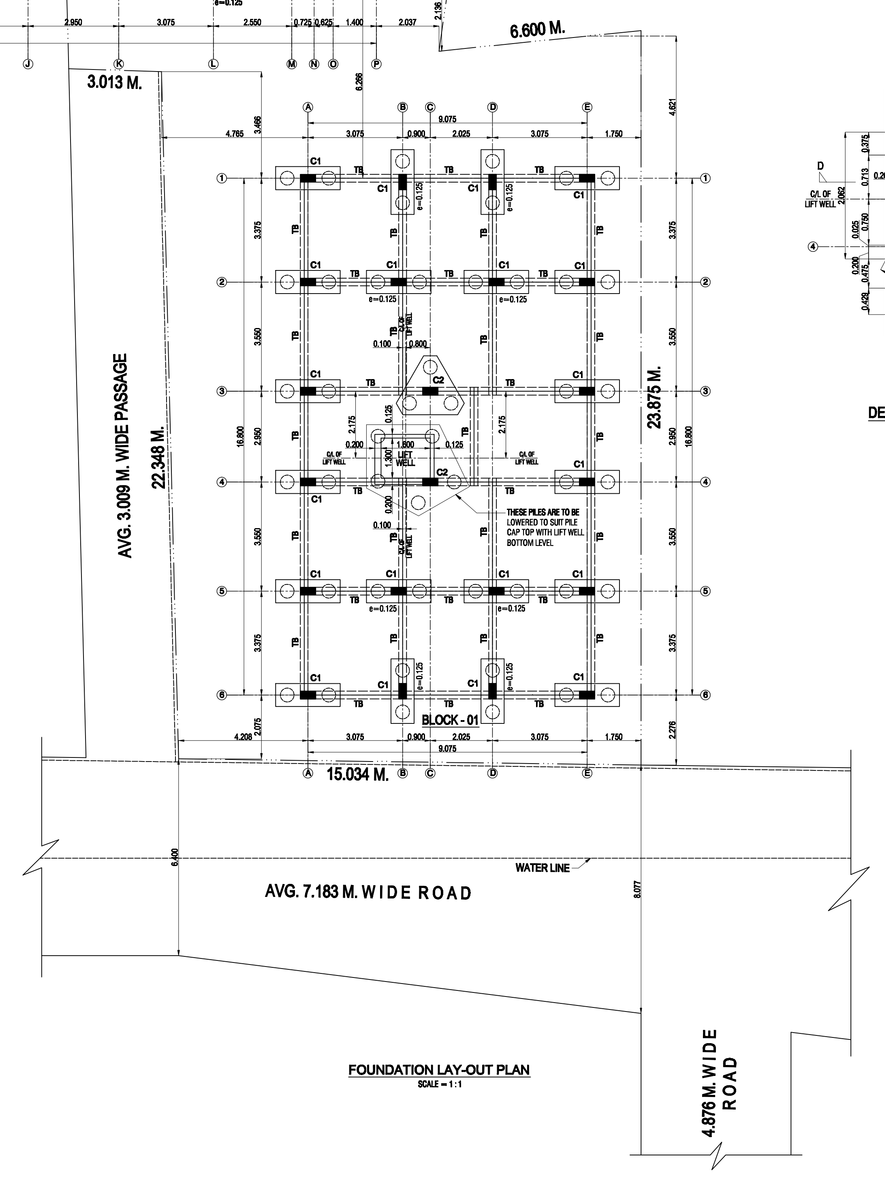

FOUNDATION LAY-OUT PLAN

SCALE = 1 : 1

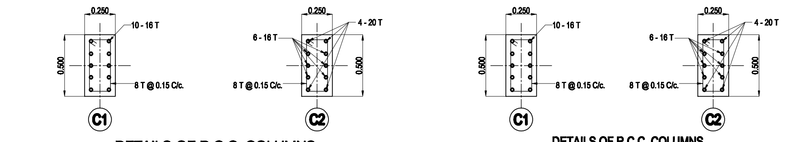

DETAILS OF R.C.C. COLUMNS

SCALE = 4 : 1

BLOCK - 01

DETAILS OF R.C.C. COLUMNS

SCALE = 4 : 1

BLOCK - 02

SCHEDULE OF R.C.C. COLUMNS:			
COL. MKD.	SIZE (in m.)	REINFORCEMENT:	
		MAIN BAR	STIRRUPS
C1	0.25 x 0.50	10 - 16 T	8 T @ 0.15 C/c.
C2	0.25 x 0.50	4 - 20 T + 6 - 16 T	8 T @ 0.15 C/c.

SCHEDULE OF R.C.C. SLAB: BLOCK - 01		
PANEL MKD.	THK.	REINFORCEMENT:
S1	0.125	8 T @ 0.150 C/c. BOTHWAYS
S2	0.250 TO 0.125	TOP LAYER : 8 T @ 0.075 C/c. (MAIN BAR) 8 T @ 0.200 C/c. (BINDER) BOTTOM LAYER : 8 T @ 0.150 C/c. (MAIN BAR) 8 T @ 0.200 C/c. (BINDER)
STAIR WAIST SLAB	0.125	10 T @ 0.100 C/c. (MAIN) 8 T @ 0.200 C/c. (BINDER)

SCHEDULE OF R.C.C. SLAB: BLOCK - 02		
PANEL MKD.	THK.	REINFORCEMENT:
S1	0.125	8 T @ 0.150 C/c. BOTHWAYS
STAIR WAIST SLAB	0.125	10 T @ 0.100 C/c. (MAIN) 8 T @ 0.200 C/c. (BINDER)

SCHEDULE OF R.C.C. COLUMNS:			
COL. MKD.	SIZE (in m.)	REINFORCEMENT:	
		MAIN BAR	STIRRUPS
C1	0.25 x 0.50	10 - 16 T	8 T @ 0.15 C/c.
C2	0.25 x 0.50	4 - 20 T + 6 - 16 T	8 T @ 0.15 C/c.

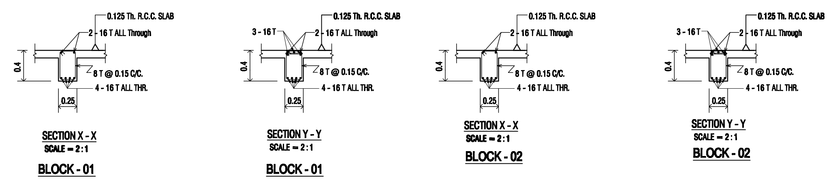

SECTION X - X

SCALE = 2 : 1

BLOCK - 01

SECTION Y - Y

SCALE = 2 : 1

BLOCK - 01

SECTION X - X

SCALE = 2 : 1

BLOCK - 02

SECTION Y - Y

SCALE = 2 : 1

BLOCK - 02

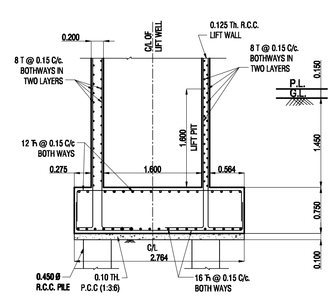

SECTION D - D

SCALE = 2 : 1

BLOCK - 02

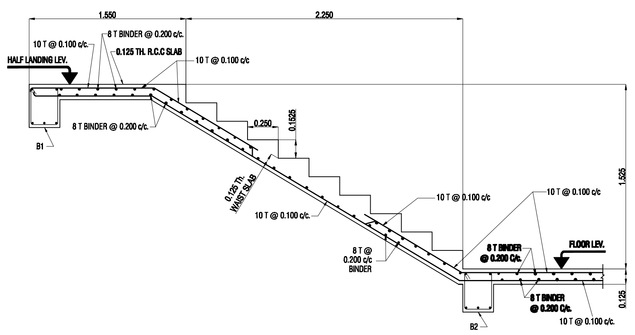

TYPICAL DETAILS OF STAIR CASE

SCALE = 4 : 1

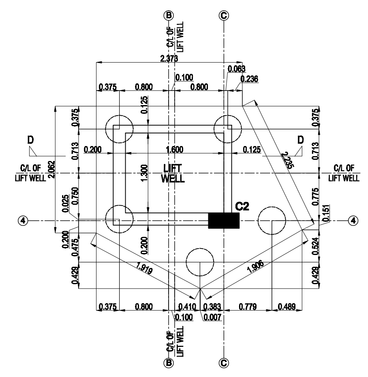

DETAILS OF LIFT WELL FOUNDATION

SCALE = 2 : 1

BLOCK - 02

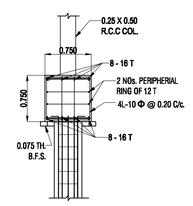

SECTION C - C

SCALE = 2 : 1

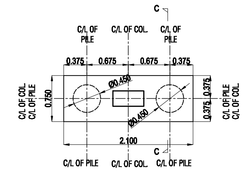

PLAN OF PILE CAP FOUNDATION

(2 - PILE)

SCALE = 2 : 1

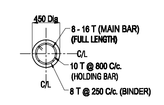

SECTION A - A

SCALE = 1 : 50

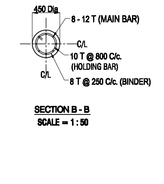

SECTION B - B

SCALE = 1 : 50

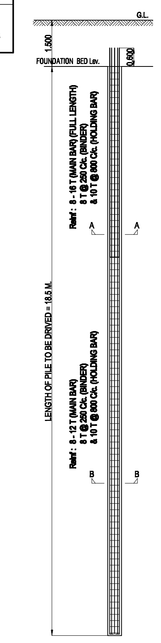

R.C.C. PILE DETAILS

SCALE = 1 : 1

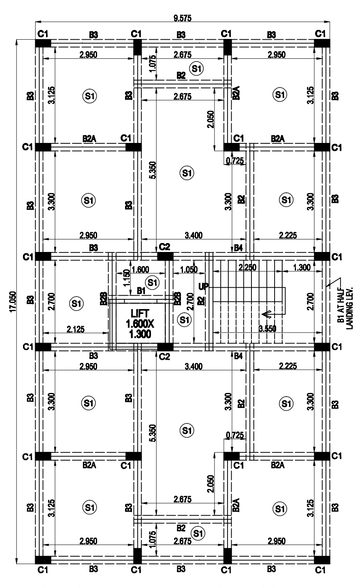

STRUCTURAL PLAN AT TYPICAL FLOOR LEV.

SCALE = 1 : 1

BLOCK - 01

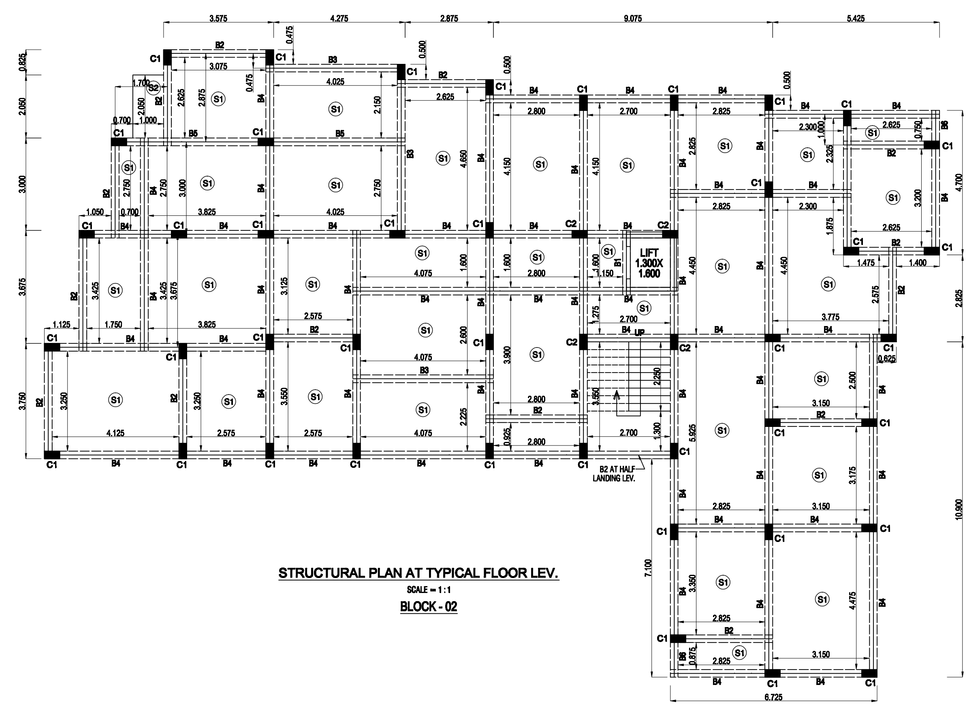

STRUCTURAL PLAN AT TYPICAL FLOOR LEV.

SCALE = 1 : 1

BLOCK - 02

STRUCTURAL PLAN OF (G+IV) STORIED RESIDENTIAL BUILDING (FOR BLOCK - 01 & BLOCK - 02) AT MOUZA - KAIKHALI ; J.L. NO - 05 ; R.S. NO - 115 ; TOUZI NO. - 10 ; R.S./L.R. DAG NO - 593 & 600 ; L.R. KHATIAN NOS. - 2426 , 2427 , 2428 , 2429 , 2430 , 2431 , 2432 , 2433 & 3605 ; P.S. - AIR PORT ; DIST. - 24 PGS. (N) ; WARD NO - 06 ; UNDER BIDHANNAGAR MUNICIPAL CORPORATION .

HOLDING NO - AS/276 .

NAME OF LAND OWNERS -

1. AMJAN BIBI ALIAS AMUJAN BIBI ,
2. RASHID ALI MONDAL ALIAS ABDUL RASHID ,
3. ABDUL SAHID MONDAL ALIAS ABDUL SAHID ,
4. RABIYA BIBI ,
5. MABIA BEGAM ALIAS MARIA BEGAM ,
6. MINUFA BEGAM ALIAS MINUFA BIBI ,
7. SALIMA BIBIBI MONDAL @ SALIMA BIBI ,
8. SUFIYA HOSSAIN ALIAS SUFIA BIBI &
9. RAHIT RAJ .

CERTIFICATE OF OWNER

CERTIFIED THAT I HAVE GONE THROUGH THE BUILDING RULES FOR BIDHANNAGAR MUNICIPAL CORPORATION AND ALSO UNDERTAKE TO ABIDE BY THOSE RULES DURING AND AFTER CONSTRUCTION OF THE BUILDING.

SIGNATURE OF OWNERS

CERTIFICATE OF ENGINEER / L.B.S. / ARCHITECT

CERTIFIED THAT THE FOUNDATION AND SUPERSTRUCTURE OF THE BUILDING HAVE BEEN SO DESIGNED BY ME/US WILL MAKE SUCH THOSE SAFE IN ALL RESPECT INCLUDING THE CONSIDERATION OF BEARING CAPACITY AND SETTLEMENT OF SOIL, ETC.

I HAVE PERSONALLY VERIFIED THE LAND AND FOUND IT IS NOT A TANK OR FILLED UP TANK. IT IS SUITABLE FOR PROVIDE BUILDING CONSTRUCTION .

SIG. OF GEO-TECHNICAL ENGINEER

SIG. OF STRUCTURAL ENGINEER

SIG. OF ARCHITECT

DRAWING CONTENTS:

FOUNDATION PLAN, STRUCTURAL PLAN, PILE DETAILS, DETAILS, SCHEDULE, SECTIONS

NOTE:

* ALL DIMENSIONS ARE IN M. UNLESS OTHERWISE MENTIONED.
* [illegible]

CLEAR COVER IN R.C.C. WORKS :

FOR SLAB = 0.015 M., BEAM = 0.025 M., COLUMN = 0.04 M.,

FOUNDATION = 0.05 M., WALLS = 0.015 M.

SCALE :-

1 : 1
2 : 1
4 : 1

Designed By: RATHIN SAHA.
B.E.(C.E) M.I.E. F.I.V.S.
Chartered Engineer, Approved Valuer,
Office : SF - 1/6, SALT LAKE CITY, KOLKATA - 700064.
Phone : [illegible] e-mail : [illegible]

ERG. No. - BMC / SL.CCK-04 / Street.-0-01

DATE : 27 / 08 / 2024

REVISION No. :

DATE :

DRAWN : SUSANTA NATH